



High Yield Drag Processing Conveyor SWR-MS

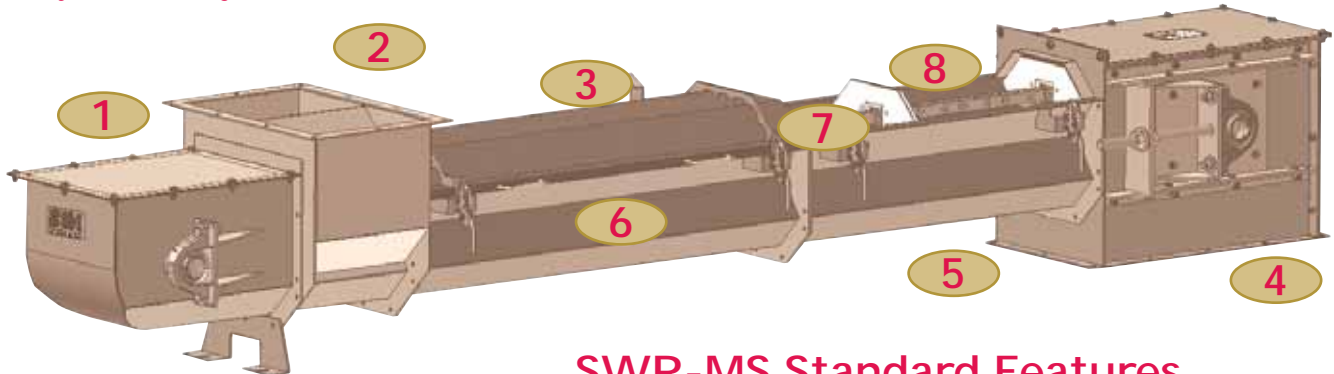
Standard Features

SWR-MS

Sidewall Return™ Drag Conveyor for non-food grade conveyance.

- Perfect Process
- Gentle Handling
- Fully Self Cleaning

Lid removed only to show paddles.
Not to be operated with lids or guards removed.



SWR-MS Standard Features

Base model features

1. Self cleaning tail with outboard pillow block bearings
2. Bypass inlet
3. Low profile inlet
4. Head with take-up
5. Full trough design with Side Wall Return™ paddle travel
6. Product travel and return travel area
7. Patented chain design
8. UHMW paddles

SWR-MS CAPACITY CHART		
Model	F.P.M.	FT ³ /HR
09 SWR-MS	80	1520
	100	1900
	125	2300
12 SWR-MS	80	2480
	100	3100
	125	3900
14 SWR-MS	80	3520
	100	4400
	125	5500
16 SWR-MS	80	4480
	100	5600
	125	7000
18 SWR-MS	80	5840
	100	7300
	125	9100
20 SWR-MS	80	7040
	100	8800
	125	11000
24 SWR-MS	80	10720
	100	13400
	125	16800

Products & Industry


Grain • Wood by Products • Cellulose Fiber • Seed
Animal Feed • Pet Foods • Coffee Beans

Visit our website: www.sidneymanufacturing.com for additional products at the link: "Products We Move with SWR Drags".

The Sidewall Return™ Surpasses All Other Drags.

Your product is moved gently, completely and cleanly!

- Captive paddle design prevents torsional chain twist and eliminates the need for hold-down devices
- Flat bottom is self cleaning
- Totally enclosed - no need to clean under the conveyor
- Continuous flow horizontal to incline, and from left to right
- Full product discharge



SWR-MS





Available Options

Upgrades to Base Model

SWR-MS

A full line of options to customize the Sidewall Return™ Drag Conveyor and optimize your production process.

OPTIONS FOR ALL MODELS OF SWR-MS

Graphic	Description
	TAKE UP TAIL Puts take up at tail for easier access
	FLUSH MOUNT INTERMEDIATE DISCHARGE Flush bottom, perpendicular, self-cleaning intermediate discharge gate allows paddles to sweep clean the closed gate. Available in: (a) Rack and Pinion (b) Air Operated* (c) Electric Operation* <small>* with NEMA 4 limits and NEMA 7-9 limits</small>
	BEND SECTIONS Self Cleaning in 5° increments (a) Incline Bends 5° - 45° (b) Inverse Bends 5° - 45°
	HORIZONTAL BENDS Up to 90°

PLUG SWITCH OPTIONS

Description
NEMA 4
NEMA 7-9

MOTION SENSOR OPTION

Description
Slack Chain

PADDLE OPTIONS

Description
Nylon (for abrasive or high heat)

COVER OPTIONS

Description
Hinged and Clamped Cover



Installation of 3 - 16SWR-MS. The conveyors are moving pet food to the bagging operation.



Sidney Manufacturing Company
Since 1859

P.O. Box 380, 405 North Main Ave.
Sidney, OH 45365-0380
Fax: (937) 492.0919
www.sidneymanufacturing.com

800.482.3535